

TOWEL RAIL SMALL FLOOR



PORTER HEATED TOWEL RAILS ARE CONSTRUCTED FROM THE HIGHEST-GRADE CORROSION RESISTANT DZR BRASS. THE QUALITY OF FINISH IS REMINISCENT OF YACHT-RAIL STYLING, DURABLE AND BEAUTIFUL. THE DUAL FUEL FLOOR MOUNTED MODELS CAN BE CONFIGURED WITH A HIDDEN ELECTRICAL HEATING ELEMENT. EACH UNIT IS RIGOROUSLY TESTED TO ENSURE THE CORRECT HEAT OUTPUT AND FURTHER PRESSURE TESTED TO FOURTEEN BAR.

AVAILABLE FINISHES

POLISHED CHROME	PC
SILVER NICKEL	SN
POLISHED BRASS	PB
ANTIQUÉ BRASS	AB

DIMENSIONS

HEIGHT [MM/IN]	950/37.4
WIDTH [MM/IN]	550/21.7
DEPTH [MM/IN]	125/4.9

DETAILS

MADE FROM HIGH GRADE CORROSION RESISTANT DZR BRASS. 540 BTU

SWATCHES

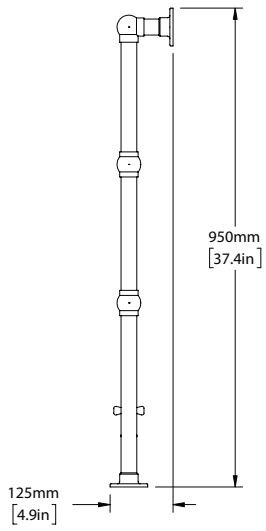


POLISHED CHROME SILVER NICKEL POLISHED BRASS ANTIQUÉ BRASS

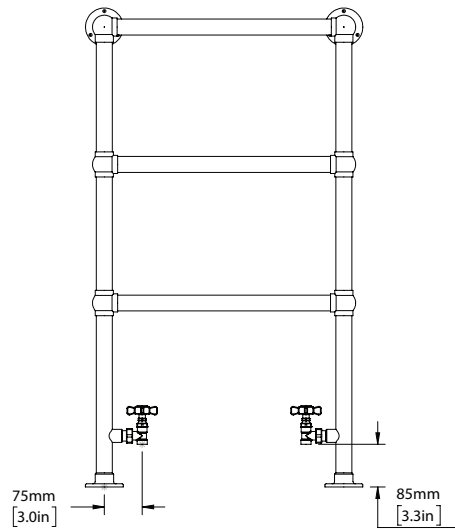
IMAGE REFERENCE

SILVER NICKEL FINISH

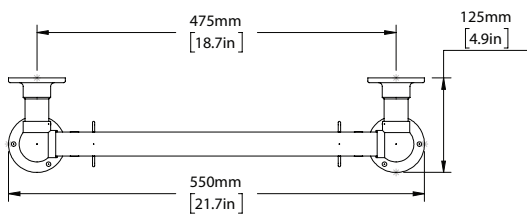
TOWEL RAIL SMALL FLOOR



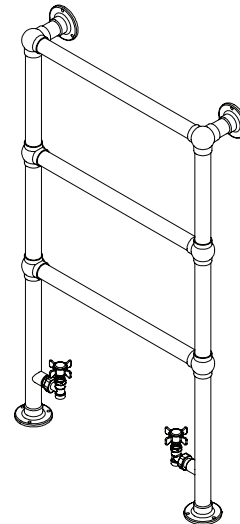
SCALE 1:15



SCALE 1:15



SCALE 1:10



SCALE 1:15