

A V E B U R Y



THE TRIM PROPORTIONS AND CLEAN SHAKER LINES OF OUR AVEBURY VANITY FLATTER TO DECEIVE. ITS DISTINCTIVE SLENDER DOORS OPEN TO REVEAL A SURPRISING STORAGE CAPACITY.

AVAILABLE FINISHES

PORTER COLOURS	VPPC
CUSTOM COLOUR	VPCC

BASE COLOUR (MOHER)
AVAILABLE IN ALL PORTER STONE OPTIONS

DIMENSIONS

WIDTH [MM/IN]	630/24.8
DEPTH [MM/IN]	485/19.1
HEIGHT [MM/IN]	480/18.9

WASTE OUT HEIGHT [MM/IN]	100/3.9
WATER IN HEIGHT [MM/IN]	580/22.8

DETAILS

DOUBLE DOOR CENTRAL STORAGE.
ALL WITH SOFT CLOSING MECHANISMS.
SOLID BIRCH FRAMED WITH POPLAR WOOD
AND MULTI LAYER PANELS.

SWATCHES



PEAK
MOHER
(BASE)
COMBE
HOWTH
CAUSEWAY
COOLE

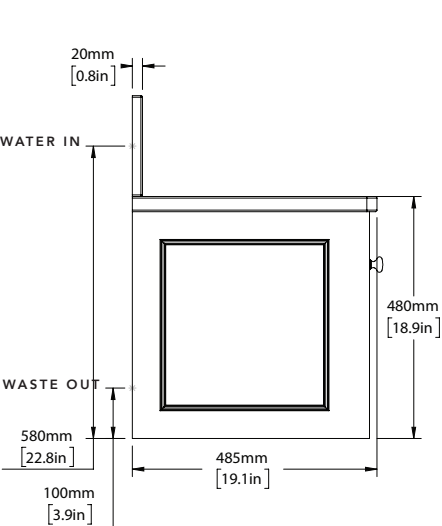


CUSTOM

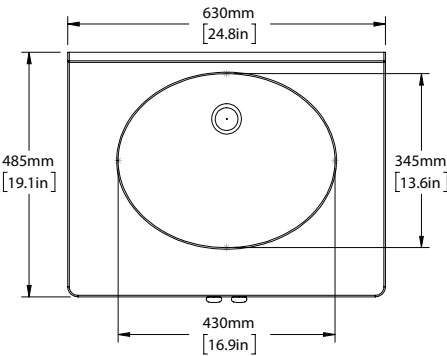
IMAGE REFERENCE

PAINTED MOHER
CARRARA MARBLE HONED
SILVER NICKEL BRASSWARE

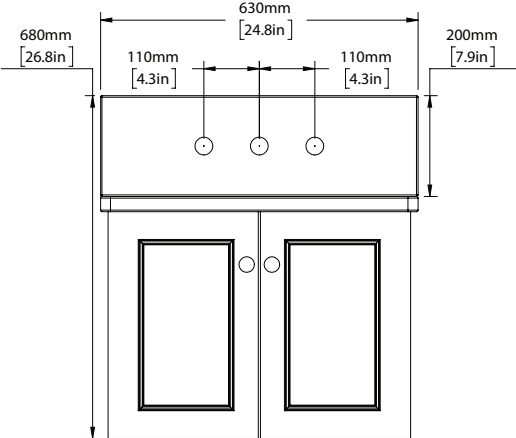
A V E B U R Y



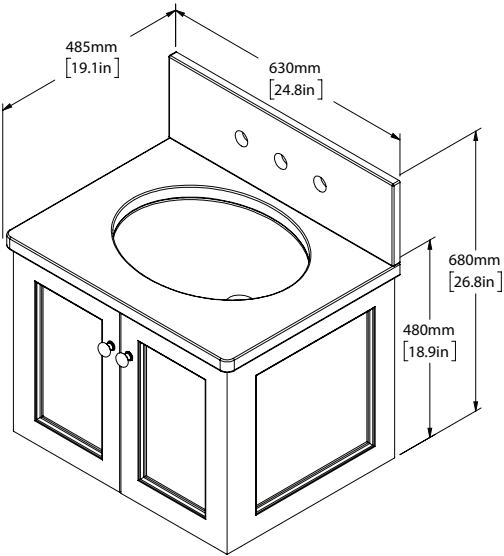
SCALE 1 : 15



SCALE 1 : 15



SCALE 1 : 15



SCALE 1 : 15